



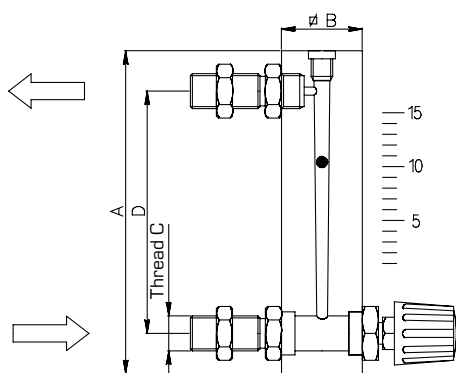
Direct reading flowmeters type RM

The direct reading flowmeters type RM are flow measuring devices suitable for small flows of liquid and gaseous fluids. The measure cone is got directly from the acrylic body of the flowmeter. They can have three different constructions: with square connections (with or without needle valve) [execution 1], with lateral [execution 2] or

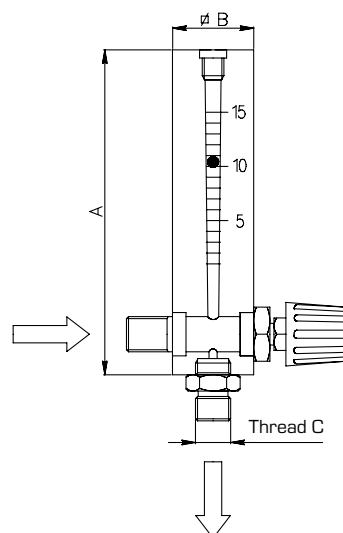
frontal connections with needle valve [execution 3]. Their working principle is very simple and they are particularly suitable for gas-therapy, purge, analysis and level measurements.

Other features, besides the ones already mentioned, are:

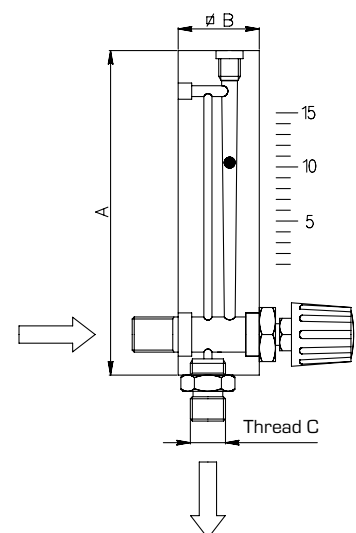
- connections and needle valve made of brass or stainless steel AISI 316;
- bodies with different sizes depending on use to be made at request.



Execution 1
With square connections



Execution 2
With lateral connections



Execution 3
With frontal connections



FEATURES

Accuracy	± 10% V.F.S.
Working max. pressure	10 bar
Working max. temperature with standard gaskets	50° C.
Connections made of chrome-plated brass or of AISI 316	

ACCESSORIES

Differential pressure regulator
Connections for tubing
Outlet adjusting needle valve (only for construction type "1")

TYPE	A	B	Q WATER L/h		Q AIR NL/h 1013 mbar		THREAD C	D	CONSTRUCTION
			MIN	MAX	MIN	MAX			
RM/95	95	26	5	50	60	900	G1/4" G3/8"	65	1
RM/100	100	26	5	50	60	1200	G1/4" G3/8"	70	1
RM/105	105	30	5	80	60	1800	G1/4" G3/8"	75	1
RM/120	120	30	6	120	60	3000	G1/4" G3/8"	90	1-2-3
RM/145	145	30	10	120	90	6000	G1/4" G3/8"	115	1-2-3
RM/185	185	30	50	200	300	6000	G1/4" G3/8"	155	1
RM/V	120	30	-	-	1	60	G1/4" G3/8"	90	1